

ÜRÜN KATALOĞU

KLF OTOMOTİV YEDEK PARÇA SANAYİ MAKİNA TİC. LTD. ŞTİ

www.klfotomotiv.com

Bu Katalogda belirtilen ürünler orjinal olmayıp, muadilleridir. İsimler ve parça numaraları bilgi edinmeniz amacıyla belirtilmiştir.

1	YAĞ MÜŞÜRLERİ	3	
2	FREN MÜŞÜRLERİ	21	
3	GERİ VİTES MÜŞÜRLERİ	41	
4	STOP MÜŞÜRLERİ	67	
5	İŞ MAKİNALARI	71	
6	MARŞ SEGMAN ve YÜSÜĞÜ	74	
7	MARŞ AYAR PULLARI FİBER ve ÇELİK	76	
8	MARŞ SEGMAN TAMİR TAKIMLARI KOMPLE ve ÖZEL	77	
9	MARŞ SEGMAN ve YÜSÜĞÜ ÖZEL ÇELİK	78	
10	TAZYİK SİBOPLARI	79	
11	SİLGİ DİŞLİLERİ	80	
12	CARGO YEDEK PARÇALARI	85	

KLF

OIL PRESSURE
SWITCHES

YAĞ MÜŞÜRLERİ



YM-110 000

ISUZU YAĞ MÜŞÜRÜ

ISUZU > Npr66 1997 - 2006 (Nkr Wide)

RENAULT 77 00 777 660

KLF



1/8x28 BSP	BAR 0,40		24	
---------------	-------------	--	----	--

YM-110 003

MAGURUS YAĞ MÜŞÜRÜ

KLF



10x1 CON	BAR 0,30		22	
-------------	-------------	--	----	--

YM-110 102

MERCEDES YAĞ BASINÇ ŞALTERİ

MERCEDES	004 545 86 14
TRW	151 053

KLF



12x1,5	BAR 0,55		27	
--------	-------------	--	----	--

YM-110 187

FORD MİNİBÜS YAĞ MÜŞÜRÜ

TRANSİT 2,5 DIESEL 1991-00
TRANSİT 2,5 TURBO D 1992-00

FORD	6090246
	6163243
	6703036
	92UB9278AA

KLF



1/8x27 NPT	BAR 0,35		22	
---------------	-------------	--	----	--

YM-110 200

RENAULT CLİO 1,4-1,2 YAĞ MÜŞÜRÜ

RENAULT 77 00 777 660

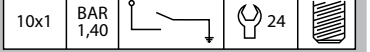
KLF



14x1,5	BAR 0,25		22	
--------	-------------	--	----	--

YM-110 242 VOLKSWAGEN YAĞ MÜŞÜRÜ

VW-SEAT	06A 919 081 A	06A 919 081 D
	06A 919 081 F	06A 919 081 J
	06A 919 081 E	
SKODA	06A 919 081 A	06A 919 081 D
	06A 919 081 F	06A 919 081 J

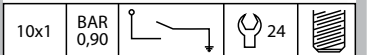


YM-110 243 MAGURUS Y.M YAĞ MÜŞÜRÜ



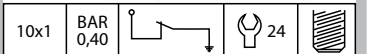
YM-110 244 VOLKSWAGEN YAĞ MÜŞÜRÜ

SEAT	068 919 081 A	
SKODA	038 919 081 A	
VW	038 919 081 A	038 919 081 N
	068 919 081 A	068 919 081 C



YM-110 245 OPEL YAĞ MÜŞÜRÜ

OPEL	12 38 696
------	-----------



YM-110 246 ALFA 155,TEMPRA,TİPO,UNO,UCATO,FİORİNO LADA,SAMARA YAĞ MÜŞÜRÜ

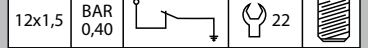
FIAT	4220161	4459907
	5967744	
OPEL	1252506	
ALFA ROMEO	60593847	



YM-110 404

FIAT-TUMOSAN TRAKTÖR YAĞ MÜŞÜRÜ

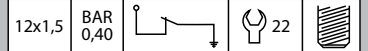
FIAT	4151243	4305685
	5107603	4151564
TUMOSAN	4304418	
	7252563	4999853



YM-110 412

RENAULT 9-12 YAĞ MÜŞÜRÜ

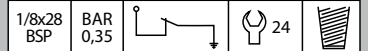
RENAULT	77 00 538 670	77 00 655 787
	77 00 644 704	77 00 694 574
	77 00 655 094	77 00 753 171



YM-110 504

MITSUBISHI L 300 YAĞ MÜŞÜRÜ

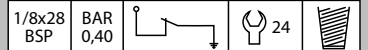
MITSUBISHI	MC 840119	MD 017430
	MC 840219	MD 021566
	MD 001481	MD 021567
	MD 001482	
	MD 001483	



YM-110 505

HYUNDAI H100 YAĞ MÜŞÜRÜ

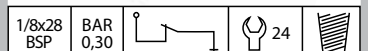
HYUNDAI	94750-11010	94750-21000
	94750-11102	94750-21020



YM-110 506

TOYOTA-MAZDA YAĞ MÜŞÜRÜ

TOYOTA	83530-10010	83530-10020
	83530-12010	83530-12020
	83530-12040	83530-28030
MAZDA	94610-73011	1345-18-501
	B366-18-501	FS11-18-501A
	B367-18-501	



YM-110 507

KİA MİNİBÜS/JOHNDEERE/VW GOLF-JETTA YAĞ MÜŞÜRÜ

KİA	OK71E18501	9461073011
	OK90118501	94610 73011
JOHN DEERE	AR-27977	AT-85174



1/8x28 BSP	BAR 0,20		24	
---------------	-------------	--	----	--

YM-110 528

50 NC YAĞ MÜŞÜRÜ



12x1,5	BAR 0,40		22	
--------	-------------	--	----	--

YM-110 557

BMW 3,16 SERİSİ YAĞ MÜŞÜRÜ

BMW	61 311 243 414	61 311 354 274
	61 311 354 272	



12x1,5	BAR 0,50		22	
--------	-------------	--	----	--

YM-110 704

STEYR/BAŞAK TRAKTÖR YAĞ MÜŞÜRÜ

STEYR	407090012
-------	-----------



M10x1 CON	BAR 0,40		22	
--------------	-------------	--	----	--

YM-110 707

MASSEY FERGUSON YAĞ MÜŞÜRÜ

M.F.	3599307T91M	10877721M92
------	-------------	-------------



1/8x27 NPT	BAR 0,40		22	
---------------	-------------	--	----	--

YM-110 715

TOFAŞ YAĞ MÜŞÜRÜ

FIAT	3901430	3911925
	3928822	4249594
	4298311	4414583

KLF



14x1,5	BAR 0,40			
--------	-------------	--	--	--

YM-110 718

CITROEN-PEUGEOT J9 YAĞ MÜŞÜRÜ

KLF



16x1,5	BAR 0,50			
--------	-------------	--	--	--

YM-110 722

BMC 2,5-3,0 L100 YAĞ MÜŞÜRÜ

BMC 51RS200393

KLF



1/8x28 BSP	BAR 0,50			
---------------	-------------	--	--	--

YM-110 805

USA İNCE DİŞ YAĞ MÜŞÜRÜ

UNİVERSAL

KLF



1/8x27 NPT	BAR 0,40			
---------------	-------------	--	--	--

YM-110 807

BEDFORD/VOLVO/AUSTIN YAĞ MÜŞÜRÜ

BOSCH 344111059

KLF



1/8x27 NPT	BAR 0,80			
---------------	-------------	--	--	--

YM-110 899 FORD MİNİBÜS V184 YAĞ MÜŞÜRÜ

FORD	1 096 320	98AB-3278-BA
------	-----------	--------------

KLF



1/4x18 NPT	BAR 0,60			22	
---------------	-------------	--	--	----	--

YM-519 278 FORD TRANSİT CONNECT YAĞ MÜŞÜRÜ

FORD	1 116 647
	1 226 188
	1 363 512
	1 S7A-9278-AA
	3 M51-9278-AA
	3 M51-9278-AB

KLF



1/4x18 NPT	BAR 0,25			22	
---------------	-------------	--	--	----	--

YM-110 247 WOLKSWAGEN YAĞ MÜŞÜRÜ

WOLKSWAGEN	056 919 081 B/C
------------	-----------------

KLF



10x1	BAR 0,50			24	
------	-------------	--	--	----	--

YM-110 201

RENAULT 19-21 YAĞ MÜŞÜRÜ

RENAULT	77 00 771 825	77 01 039 667	82 00 671 285
VOLVO	3343427	3343427 5	

KLF



14x1,5	BAR 0,35			22	
--------	-------------	--	--	----	--

YM-110 202

RENAULT LAGUNA-MEGANE-SCENIC-DACIA YAĞ MÜŞÜRÜ

RENAULT	82 00 026 650	82 00 670 483	82 00 671 279
OPEL	4410676	4433880	
DACIA	8200026650	8200671279	

KLF



14x1,5	BAR 0,50			22	
--------	-------------	--	--	----	--

YM-110 203

RENAULT CLİO-LAGUNA-MEGANE YAĞ MÜŞÜRÜ

RENAULT	77 00 417 970	82 00 671 286
OPEL	4400194	4433882

KLF



14x1,5	BAR 0,20			22	
--------	-------------	--	--	----	--

YM-110 204

RENAULT CLİO-LAGUNA-MEGANE YAĞ MÜŞÜRÜ

RENAULT	77 00 834 918	77 00 825 214
---------	---------------	---------------

KLF



18x1,5	BAR 0,20			22	
--------	-------------	--	--	----	--

YM-110 205

RENAULT 19-21/SAFRANE/CLİO YAĞ MÜŞÜRÜ

RENAULT	77 00 771 828	60 01 055 056
---------	---------------	---------------

KLF



18x1,5	BAR 0,35			22	
--------	-------------	--	--	----	--

YM-110 206

RENAULT 9 YAĞ MÜŞÜRÜ

RENAULT	82 00 026 650
---------	---------------

KLF

14x1,5	BAR 0,40			
--------	-------------	--	--	--

YM-110 207

FIAT MAREA, PALJO, PANDA, STILO, TIPO, TEMPRA
UNO, LANCIA, YAĞ MÜŞÜRÜ

FIAT	60593844	7705830
	7606596	7706596
	7681395	55202374

KLF

14x1,5	BAR 0,45			
--------	-------------	--	--	--

YM-110 208

CITROEN-PEUGEOT-FIAT YAĞ MÜŞÜRÜ

CITROEN/PEUGEOT	1131.J9
	1131.K7
FIAT	46472027

KLF

14x1,5	BAR 0,50			
--------	-------------	--	--	--

YM-110 209

FIAT DUCATO, TOFAŞ DOĞAN SLX, ALFA, BRAVA, BRAVO,
DOBLO, FLORİNO, MAREA YAĞ MÜŞÜRÜ

FIAT	50008758
	4859914
	46420838

KLF

14x1,5	BAR 0,30 - 0,60			
--------	--------------------	--	--	--

YM-110 210

IVECO DAILY-CARGO-STAR YAĞ MÜŞÜRÜ

FIAT	504026706	504310254
	98442879	

KLF

14x1,5	BAR 0,80			
--------	-------------	--	--	--

YM-110 211 FORD FOCUS-MONDEO-ESCORT YAĞ MÜŞÜRÜ

FORD	1 053 881	98AB-9278-AB
	1 053 882	98AB-9278-A
	1 084 764	98AB-9278-AA
	1 095 149	XS2Z-9278-AA



1/4x18 NPT	BAR 0,30 - 0,50			
---------------	--------------------	--	--	--

YM-110 212 VOLVO YAĞ MÜŞÜRÜ

VOLVO	20424051	3963471
-------	----------	---------



16x1,5	BAR 0,30			
--------	-------------	--	--	--

YM-110 213 USA KALIN DIŞ YAĞ MÜŞÜRÜ

UNIVERSAL



1/4x18 NPT	BAR 0,50			
---------------	-------------	--	--	--

YM-110 214 SEAT VOLKSWAGEN YAĞ MÜŞÜRÜ

VOLKSWAGEN	038 919 081	038 919 081C
	038 919 081D	038 919 081 H
VW/SEAT	038 919 081K	



10x1	BAR 0,70			
------	-------------	--	--	--

YM-110 215 AUDİ-SEAT-VOLKSWAGEN-SKODA YAĞ MÜŞÜRÜ

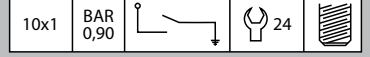
SEAT	036 919 081A	036 919 081D
	06A 919 081C	
SKODA	036 919 081A	036 919 081B
	036 919 081 D	
VW	036 919 081A	036 919 081D
	06A 919 081C	



10x1	BAR 0,50			
------	-------------	--	--	--

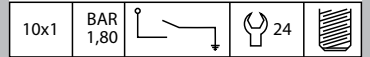
YM-110 216 AUDİ-SEAT-VOLKSWAGEN-SKODA YAĞ MÜŞÜRÜ

SEAT	038 919 081 B	06A 919 081
	038 919 081 B	038 919 081 M
SKODA	038 919 081 P	
	038 919 081 B	038 919 081 G
VW	038 919 081 M	038 919 081P
	06A 919 081	



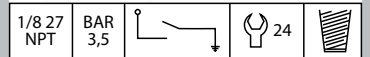
YM-110 217 SEAT-VOLKSWAGEN YAĞ MÜŞÜRÜ

SEAT	037 919 081 B
VW	06A 919 081B
	037 919 081 B



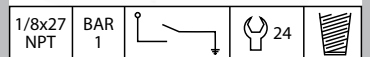
YM-110 219 ALÇELİK-TUMOSAN YAĞ BASINÇ MÜŞÜRÜ

ALÇELİK-TUMOSAN	000A-725380
-----------------	-------------



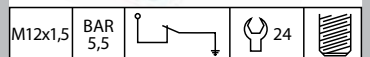
YM-110 220 NEW HOLLAND YAĞ BASINÇ MÜŞÜRÜ

NEW HOLLAND	87584696
-------------	----------



YM-110 221 UNIVERSAL YAĞ BASINÇ MÜŞÜRÜ

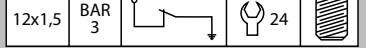
BMC.FATİH/PRO/BELDE E.M	52RS008938
MAN KAMYON	81255216013-81255216019
NEOPLAN	11017512-110278600
DAF	1332000-15605470
VOLVO	394328
WABCO/UNIVERSAL	441 014 004 0



YM-110 222

UNIVERSAL YAĞ BASINÇ MÜŞÜRÜ

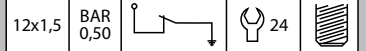
ISUZU/AIOS	377 778 221 001
MAN	88 25521 6204
SCANIA	301167
BOSCH	0986 346 053



YM-110 223

BMC HİDROLİK DİREKSİYON YAĞ BASINÇ MÜŞÜRÜ

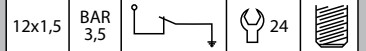
BMC	54 RS 511 422
WABCO/UNIVERSAL	441 014 010 0
IVECO	024 925 26 801 000 2739 M 0
MAN	88 25521 62 04
NEOPLAN	24 0618 100



YM-110 224

UNIVERSAL YAĞ BASINÇ MÜŞÜRÜ

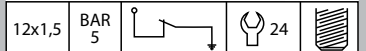
MAN	81 25521 6032
MERCEDES-BENZ	000 763 42 10
NEOPLAN	110258500
WABCO/UNIVERSAL	441 014 012 0



YM-110 225

UNIVERSAL YAĞ BASINÇ MÜŞÜRÜ

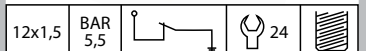
ISUZU/AIOS	377782119001
MERCEDES KAMYON	0007631710 - 0015456024
MAN	88255216208-90810135242
SCANIA	297807-393101
VOLVO KAMYON	6228623-6628623
DAF	0578466-1504932-1506000
RENAULT KAMYON	5021170115
WABCO/UNIVERSAL	441 014 015 0
OTOKAR	130 350 081 70 AA



YM-110 226

UNIVERSAL YAĞ BASINÇ MÜŞÜRÜ

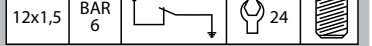
ISUZU/AIOS	37778220001
SCANIA	394328
VOLVO KAMYON	1132028
WABCO/UNIVERSAL	441 014 004 0
OTOKAR	99 000 051 32 AA
MAN	81 255 216 013



YM-110 227

UNIVERSAL YAĞ BASINÇ MÜŞÜRÜ

ISUZU/AIOS	377778218001
OTOYOL/IVECO	02494278-60120686-97136134EZ
MERCEDES KAMYON	0045459024
VOLVO KAMYON	140020-11016535-102140600 9
DAF	0371993
RENAULT KAMYON	5430044135
WABCO/UNIVERSAL	441 014 025 0



YM-110 228

BMC YAĞ BASINÇ MÜŞÜRÜ

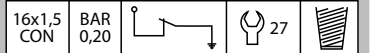
BMC	52RS028570
-----	------------



YM-110 229

VOLVO FREN HİDROLİĞİ BASINÇ MÜŞÜRÜ

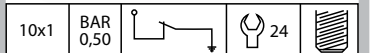
VOLVO	20382509
	1087964
	1594041



YM-110 230

OPEL-FIAT YAĞ MÜŞÜRÜ

OPEL	12 52 555	12 52 573
FIAT	55354325	



YM-110 231

OPEL-FIAT YAĞ MÜŞÜRÜ

OPEL	62 40 262
FIAT	552 33 423



YM-110 232 VOLVO YAĞ BASINÇ MÜŞÜRÜ

VOLVO	20382511
-------	----------

KLF



16x1,5 CON	BAR 5,60			
---------------	-------------	--	--	--

YM-110 233 OPEL YAĞ MÜŞÜRÜ

OPEL	62 40 261
------	-----------

KLF



10x1	BAR 0,30			
------	-------------	--	--	--

YM-110 234 VOLKSWAGEN YAĞ MÜŞÜRÜ

VOLKSWAGEN	030 919 081 B
SEAT	030 919 081 B
SKODA	030 919 081 C

KLF



10x1	BAR 0,50			
------	-------------	--	--	--

YM-110 235 VOLKSWAGEN YAĞ MÜŞÜRÜ

VOLKSWAGEN	056 919 081 E	056 919 081
SEAT	056 919 081 E	

KLF



10x1	BAR 1,80			
------	-------------	--	--	--

YM-110 236 VOLKSWAGEN YAĞ MÜŞÜRÜ

VOLKSWAGEN	068 919 081
SEAT	068 919 081
SKODA	068 919 081

KLF



10x1	BAR 1,40			
------	-------------	--	--	--

YM-110 237 VOLKSWAGEN YAĞ MÜŞÜRÜ

VOLKSWAGEN	00A 919 081
SEAT	393 3681
	443 3682

KLF



12x1,5	BAR 0,35			24	
--------	-------------	--	--	----	--

YM-110 238 VOLKSWAGEN YAĞ MÜŞÜRÜ

VW-SKODA-SEAT	028 919 081D
	028 919 081H

KLF



10x1	BAR 0,30			24	
------	-------------	--	--	----	--

YM-110 239 CITROEN-PEUGEOT YAĞ MÜŞÜRÜ

CITROEN	96.614.775.80	
PEUGEOT	1131.C5	1131.K5

KLF



16x1,5	BAR 0,50			22	
--------	-------------	--	--	----	--

YM-110 240 OPEL-FIAT YAĞ MÜŞÜRÜ

OPEL	12 52 557	12 52 562	12 52 570
	12 52 572	12 52 578	
FIAT	605 938 44	760 65 96	
	552 02 374	770 58 30	

KLF



14x1,5	BAR 0,50			24	
--------	-------------	--	--	----	--

YM-110 241 VOLKSWAGEN YAĞ MÜŞÜRÜ

VW-SKODA	047 919 081 B
----------	---------------

KLF



16x1,5	BAR 0,90			24	
--------	-------------	--	--	----	--

YM-110 001

ISUZU ORJİNAL TİP YAĞ MÜŞÜRÜ

KLF



1/8x28
BSP BAR
0,45



YM-110 004

MAGURUS ORJİNAL TİP YAĞ MÜŞÜRÜ

KLF



10x1
CON BAR
0,40



YM-110 666

TUMOSAN TRAKTÖR
ORJİNAL TİP YAĞ MÜŞÜRÜ

KLF



12x1,5 BAR
0,30



YM-110 677

USA İNCE DİŞ ORJİNAL TİP YAĞ MÜŞÜRÜ

KLF



1/8x27
NPT BAR
0,30



YM-110 678

BMC LEVEND MİNİBÜS ORJİNAL TİP YAĞ MÜŞÜRÜ

KLF



1/8x28
BSP BAR
0,40



YM-110 679

JOHN DEERE ORJİNAL TİP YAĞ MÜŞÜRÜ

KLF



1/8x27 NPT	BAR 0,30			17	
---------------	-------------	--	--	----	--

YM-110 705

STEYR ORJİNAL TİP YAĞ MÜŞÜRÜ

KLF



10x1 CON	BAR 0,50			17	
-------------	-------------	--	--	----	--

YM-110 708

MASSEY FERGUSON ORJİNAL TİP YAĞ MÜŞÜRÜ

KLF



1/8x27 NPT	BAR 0,40			17	
---------------	-------------	--	--	----	--

YM-110 709

50 NC ORJİNAL TİP YAĞ MÜŞÜRÜ

KLF



12x1,5	BAR 0,30			17	
--------	-------------	--	--	----	--

YM-110 710

FIAT TRAKTÖR ORJİNAL TİP YAĞ MÜŞÜRÜ

KLF



12x1,5	BAR 0,40			17	
--------	-------------	--	--	----	--

YM-110 888

FORD MİNİBÜS ORJİNAL TİP YAĞ MÜŞÜRÜ

KLF



1/8x27
NPT

BAR
0,50



YM-110 999

USA KALIN DIŞ ORJİNAL TİP YAĞ MÜŞÜRÜ

KLF



1/4x18
NPT

BAR
0,50



KLAF



BRAKE
SWITCHES

**FREN VE HAVA
MÜŞÜRLERİ**



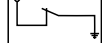
FH-110 119

CARGO BEYİN ANA MERKEZ MÜŞÜRÜ

FORD OTOSAN

7C462937AB

KLF

1/8x27
NPTBAR
4,5 ± 0,5

FH-201 145

MERCEDES KAMYON FREN MÜŞÜRÜ

MERCEDES

000 545 69 09

KLF



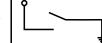
12x1



FH-214 548

302 OTOBÜS FREN MÜŞÜRÜ HİDROLİK

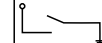
KLF

10x1
CONBAR
2-5

FH-225 693

OTOYOL-ISUZU-IVECO HAVALI KAPI İKAZ MÜŞÜRÜ (İNCE DİŞ)

KLF

10x1
CONBAR
2 ± 0,2

FH-225 694

MAGURUS HAVALI KAPI İKAZ MÜŞÜRÜ

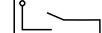
WABCO

44101140010

KLF



12x1,5

BAR
2 ± 0,2

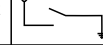
FH-228 569

PEUGEOT J9 FREN MÜŞÜRÜ

PEUGEOT

4608 11

KLF

7/16x20
UNFBAR
2,5

22



FH-228 570

PEUGEOT J9 PREMIER FREN MÜŞÜRÜ

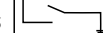
PEUGEOT

P 701144

KLF



10x1

BAR
4,5 ± 0,5

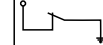
24



FH-230 519

CARGO FREN BASINÇ MÜŞÜRÜ

KLF

1/8x27
NPTBAR
5 ± 0,5

11



FH-232 156

MAN-MERCEDES-İVECO-SCANIA FREN MÜŞÜRÜ HAVALI

MERCEDES	000 763 14 10	
MAN	81 25520 0021	81 25520 0010
İVECO	81 25520 6006	
	3416590	
SCANIA	158717	
DAF	533633	

KLF



12x1,5

BAR
0,10 - 0,50

24



FH-245 100

BMC BELDE OTOBÜS HAVA BASINÇ MÜŞÜRÜ

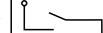
BMC

53RS300845

KLF



12x1,5

BAR
2,5

24



FH-245 101

ANADOLU ISUZU BASINÇ MÜŞÜRÜ

ISUZU/AIOS	377778221001
UNIVERSAL	

KLF



12x1,5	BAR 3			24	
--------	----------	--	--	----	--

FH-245 381

YUVARLAK FIŞLİ MERCEDES-MAN-SCANIA
VOLVO-IVECO FREN MÜŞÜRÜ

MERCEDES	000 545 45 09	SCANIA	422208
	000 545 60 09		VOLVO
	000 545 45 09		422208
	000 545 63 09	BOSCH	0344 400 010

KLF



12x1,5	BAR 0,10 - 0,50			27	
--------	--------------------	--	--	----	--

FH-332 597

OPEL-GOLF-SKODA-VOLKSWAGEN FREN MÜŞÜRÜ

VW	113 945 515H
BOSCH	0344 004 018

KLF



10x1 CON	BAR 2,5			22	
-------------	------------	--	--	----	--

FH-345 700

SCANIA KAMYON FREN MÜŞÜRÜ

SCANIA	224643	194066	234736
--------	--------	--------	--------

KLF



12x1,5			
--------	--	--	--

FH-345 709

EL FREN İMDAT MÜŞÜRÜ

UNIVERSAL

KLF



12x1,5	BAR 4,5 ± 0,5			24	
--------	------------------	--	--	----	--




FH-345 783

BMC PROBÜS HAVA BASINÇ MÜŞÜRÜ

BMC 54RS510479

KLF



12x1,5 BAR 0,40   24 




FH-345 784

BMC PROBÜS FREN BASINÇ MÜŞÜRÜ

BMC 54RS510479

KLF



12x1,5 BAR 0,10 - 0,30   24 


FH-345 785

BMC BELDE PRO 822-827 EL FREN İMDAT MÜŞÜRÜ

BMC 53RS300845

KLF



12x1,5 BAR 4,5 ± 0,5   24 

FH-345 786

BMC BELDE PRO 822-827 ALÇAK BASINÇ MÜŞÜRÜ

KLF



12x1,5 BAR 5 ± 0,5   24 

FH-345 787

BMC BELDE PRO 822-827 HAVA İKAZ MÜŞÜRÜ

BMC	KOC 8047 52 R 501 0 525
WABCO	4410141020

KLF



12x1,5 BAR 5,5 + 0,5   24 

FH-345 788

BMC PRO 822-827 FREN MÜŞÜRÜ

BMC

KOC8099

KLF



12x1,5

BAR

0,50 ± 0,15



FH-345 789

FATİH FREN MÜŞÜRÜ

KLF



12x1,5

BAR

0,50 ± 0,15



FH-345 790

FATİH ALÇAK BASINÇ MÜŞÜRÜ

KLF



12x1,5

BAR

5 ± 0,5



FH-345 791

FATİH HAVA İKAZ MÜŞÜRÜ

KLF



12x1,5

BAR

4,5 ± 0,5



FH-345 793

MAGURUS EL FREN İMDAT MÜŞÜRÜ

KLF



12x1,5

BAR

4,5 ± 0,5



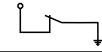
FH-345 794

MAGURUS FREN MÜŞÜRÜ

KLF



14x1,5



FH-346 775

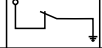
BMC FATİH-PROFESYONEL OTOBÜS ALÇAK BASINÇ MÜŞÜRÜ

BMC	52RS010524
-----	------------

KLF



16x1,5

BAR
5,5 ± 0,5

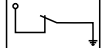
FH-346 776

BMC FATİH-PROFESYONEL OTOBÜS HAVA İKAZ MÜŞÜRÜ

KLF



12x1,5

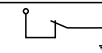
BAR
4,5 ± 0,5

FH-360 144

FORD TRANSİT FREN MÜŞÜRÜ

FORD	1604918	82 GB 13480 AA
	6800511	92 AB 13480 AA
	6089985	

KLF

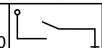


FH-400 120

IVECO FREN MÜŞÜRÜ HAVALI

BOSCH	0344 400 013
-------	--------------

KLF

12x1,5
27x1BAR
0,10 ± 0,30

FH-400 121

IVECO FREN MÜŞÜRÜ HİDROLİK

IVECO 41822307

KLF



27x1
10x1
CON BAR
2-5



FH-400 122

VOLVO FREN MÜŞÜRÜ

VOLVO 20424051

KLF



16x1,5 BAR
0,55



FH-400 123

HYUNDAI OTOBÜS FREN MÜŞÜRÜ

KLF



W1/4
G19 BAR
0,35 ± 0,15



FH-400 325

KLİMA BASINÇ MÜŞÜRÜ

KLF



10 x 1 BAR
2 ± 0,2



FH-420 440

V8 HAVA İKAZ MÜŞÜRÜ

KLF



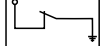
10x1
CON BAR
5,5 ± 0,5



FH-431 258

MASSEY FERGUSON BASINÇ MÜŞÜRÜ

KLF

1/8x27
NPTBAR
9 ± 0,5

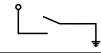
FH-452 409

MERCEDES AXOR FREN MÜŞÜRÜ

MERCEDES

001 545 24 09

KLF



FH-452 410

MERCEDES AXOR HAVA BASINÇ MÜŞÜRÜ 5,50 BAR

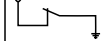
MERCEDES

004 545 54 14

KLF



12x1,5

BAR
5,5

FH-452 411

MERCEDES AXOR HAVA BASINÇ MÜŞÜRÜ 6,50 BAR

MERCEDES

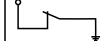
004 545 55 14

006 545 11 14

KLF



12x1,5

BAR
6,5

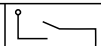
FH-452 412

BMC FATİH GÖSTERGE MOTOR ZAMAN SAATİ MÜŞÜRÜ

BMC FATİH

3K57942

KLF

1/8x27
NPTBAR
0,40

FH-452 413

BMC BELDE OTOBÜS KAPI VE FREN MÜŞÜRÜ

BMC 3B71203

KLF



12x1,5	BAR 3			22	
--------	----------	--	--	----	--

FH-452 414

JONDREE FREN BASINÇ MÜŞÜRÜ

AL 27809 AL 67715

KLF



1/8x27 NPT	BAR 4,5 ± 0,5			24	
---------------	------------------	--	--	----	--

FH-452 415

TEMSA FREN BASINÇ MÜŞÜRÜ

TEMSA TY153163

KLF



10x1 DÜZ	BAR 0,15			24	
-------------	-------------	--	--	----	--

FH-452 416

TEMSA FREN BASINÇ MÜŞÜRÜ

TEMSA TY153164

KLF



10x1 DÜZ	BAR 0,30			24	
-------------	-------------	--	--	----	--

FH-452 417

TEMSA FREN BASINÇ MÜŞÜRÜ

TEMSA TY153165

KLF



10x1 DÜZ	BAR 0,50			24	
-------------	-------------	--	--	----	--

FH-452 500

S.145 SULTAN MİNİBÜS FREN MÜŞÜRÜ

KLF



14x1,5



FH-461 710

BELEDİYE, HALK OTOBÜSÜ DURACAK MÜŞÜRÜ

KLF



12x1,5

BAR
4,5 ± 0,5



FH-609 010

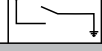
HAVALI KAPI İKAZ MÜŞÜRÜ

KLF



12x1,5

BAR
2 ± 0,2



FH-640 182

CARGO FREN MÜŞÜRÜ ESKİ MODEL 12V.

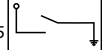
CARGO 81DB13480AC

KLF



W1/4
G19

BAR
0,35 ± 0,15



FH-640 183

CARGO FREN MÜŞÜRÜ YENİ MODEL 24V.

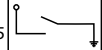
BMC FATİH 3K57942

KLF



W1/4
G19

BAR
0,35 ± 0,15






FH-640 184

CARGO 2520L DOVERTECH FREN MÜŞÜRÜ

KLF



12x1,5 BAR 0,50 ± 0,15   24 




FH-640 185

FORD CARGO HAVA FREN BEYİN İKAZ MÜŞÜRÜ
2324-2524D-2530-3230C-3230S-4030-1830-1824

OTOSAN	8C4613480AB
CARGO	3C4613480CA

KLF



12x1,5 BAR 0,50 ± 0,15   27 




FH-640 186

FORD CARGO HAVA FREN BEYİN İKAZ MÜŞÜRÜ

OTOSAN	8C4613480AA
CARGO	3C4613480BA

KLF



12x1,5 BAR 0,50 ± 0,15   27 




FH-640 187

FORD CARGO HAVA İKAZ MÜŞÜRÜ

OTOSAN	8C462937AA
CARGO	1C442937AA

KLF



12x1,5 BAR 4,5 ± 0,5   24 



FH-640 200

RENAULT MEGANE CLIO FREN MÜŞÜRÜ
YENİ MODEL

RENAULT	77 00 414 988
OPEL	4404452
NİSSAN	25320-00QAA

KLF



FH-640 201

RENAULT MEGANE CLIO FREN MÜŞÜRÜ ESKİ MODEL

OPEL	4414063	4500684
RENAULT	77 00 414 986	

KLF



FH-641 100

CARGO 2520L DOVERTECH FREN BASINÇ MÜŞÜRÜ

KLF



12x1,5	BAR 5 ± 0,50			
--------	-----------------	--	--	--

FH-641 101

CARGO 2520L DOVERTECH ALÇAK BASINÇ MÜŞÜRÜ

KLF



12x1,5	BAR 4,50 ± 0,50			
--------	--------------------	--	--	--

FH-641 102

CARGO 2520L DOVERTECH HAVA İKAZ MÜŞÜRÜ

KLF



12x1,5	BAR 5,50 ± 0,5			
--------	-------------------	--	--	--

FH-690 101

FORD CARGO HAVA İKAZ MÜŞÜRÜ

FORD OTOSAN	3C462937CA
-------------	------------

KLF



1/8x27 NPT	BAR 5,50 ± 0,50			
---------------	--------------------	--	--	--

FH-700 001

MERCEDES KAMYON 2521 HAVA İKAZ MÜŞÜRÜ

MERCEDES	000 545 54 14
	344 545 72 14

KLF



24x1 12x1,5	BAR 5,5 ± 0,2			
----------------	------------------	--	--	--

FH-700 003

ISUZU FREN MÜŞÜRÜ

ISUZU	5 8144 0015 0	8 94156 821 0
	9 8275 0619 0	9 9412 0250 0

KLF



10x1,25		
---------	--	--

FH-700 004

MITSUBISHI CANTER-NISSAN-SUBARU DAIHATSU-TOYOTA FREN MÜŞÜRÜ

MISUBISHI	MB-113081	
NISSAN	25320-73000	25320-73001
	25320-89910	25320-A6900
	25320-G0300	25320-H1000
	25320-H5001	
SUBARU	68214-0051	
DAIHATSU	84340-87202	
TOYOTA	84340-10010	84340-10011
	84340-10012	84340-10013
	84340-30010	84340-30011
	84340-30012	84340-30013

KLF



10x1,25		
---------	--	--

FH-700 005

HYUNDAI H100-KIA FREN MÜŞÜRÜ

HYUNDAI	93810-21000	93810-21001
	93810-21100	93810-21101
	93810-24000	93840-31000
KIA	93810-25000	

KLF



10x1,25		
---------	--	--

FH-700 007

HYUNDAI ACCENT FREN MÜŞÜRÜ

HYUNDAI	93810-25000	93810-29000
---------	-------------	-------------

KLF

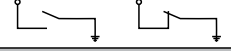


10x1,25		
---------	--	--

FH-700 009

VOLKSWAGEN FREN MÜŞÜRÜ

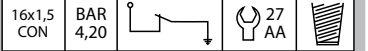
VW	1J0 945 511 A	1J0 945 511 B
SEAT	1J0 945 511 C	1J0 945 511 D
SKODA	1J0 945 511 E	1J0 945 511 F



FH-700 011

VOLVO HAVA BASINÇ MÜŞÜRÜ

VOLVO	20382507	1594039
	1087962	1622985



FH-700 012

VOLVO HAVA BASINÇ MÜŞÜRÜ

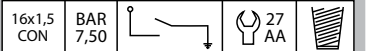
VOLVO	20382512	1606788
	1087966	1623784



FH-700 013

VOLVO HAVA BASINÇ MÜŞÜRÜ

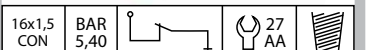
VOLVO	20382510	1087965
	1607252	1622989



FH-700 014

VOLVO EL FREN İMDAT MÜŞÜRÜ

VOLVO	20382508	1087963
-------	----------	---------



FH-700 015

VOLVO HAVA BASINÇ MÜŞÜRÜ

VOLVO	20382504	3034073
	1594040	1622986

KLF



16x1,5 CON	BAR 8,6 ± 0,7			
---------------	------------------	--	--	--

FH-700 016

VOLVO FREN HİDROLİĞİ BASINÇ MÜŞÜRÜ

VOLVO	20382505	1622983
	1594037	1087960

KLF



16x1,5 CON	BAR 0,30			
---------------	-------------	--	--	--

FH-700 017

VOLVO FREN MÜŞÜRÜ

VOLVO	3963472
-------	---------

KLF



16x1,5	BAR 0,70			
--------	-------------	--	--	--

FH-700 018

VOLVO EGZoz BASINÇ MÜŞÜRÜ

VOLVO	20424056
-------	----------

KLF



16x1,5	BAR 2			
--------	----------	--	--	--

FH-700 019

VOLVO EL FREN İMDAT MÜŞÜRÜ

VOLVO	20424060
-------	----------

KLF



16x1,5	BAR 5,40			
--------	-------------	--	--	--

FH-700 020

VOLVO HAVA İKAZ MÜŞÜRÜ

VOLVO 20424058

KLF



16x1,5 BAR 3,9 + 4,5



FH-700 023

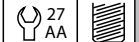
MAN-MERCEDES 403/TRAVEGO BASINÇ MÜŞÜRÜ 2.5 BAR

MERCEDES 009 542 97 17

KLF



24x1 12x1,5 BAR 2,5



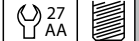
FH-700 024

MAN-MERCEDES BASINÇ MÜŞÜRÜ 0.6 BAR TERS

KLF



27x1 12x1,5 BAR 0,6



FH-700 025

MAN-MERCEDES BASINÇ MÜŞÜRÜ 0.6 BAR DÜZ

MAN	81 25505 0092	MERCEDES	000 545 62 09
	81 25505 0108		000 545 65 11
IVECO	4461005	RENAULT	56 00 144 249
BOSCH	0344400014		50 00 789 873
			77 01 005 327

KLF



27x1 12x1,5 BAR 0,6 - 1,0



FH-700 026

MAN-MERCEDES 403/TRAVEGO BASINÇ MÜŞÜRÜ 0.7 BAR DÜZ

KLF



27x1 12x1,5 BAR 0,70



FH-700 027

MAN-MERCEDES BASINÇ MÜŞÜRÜ 6.7 BAR

MERCEDES	002 545 39 14
----------	---------------

KLF



24x1 12x1,5	BAR 6,7 ± 0,2			
----------------	------------------	--	--	--

FH-700 028

MAN-MERCEDES BASINÇ MÜŞÜRÜ 5.5 BAR

MERCEDES	000 545 54 14
	344 545 72 14

KLF



24x1 12x1,5	BAR 5,5 ± 0,2			
----------------	------------------	--	--	--

FH-700 029

MAN-MERCEDES FREN HİDROLİĞİ BASINÇ MÜŞÜRÜ 5 BAR

MERCEDES	000 545 43 14
----------	---------------

KLF



24x1 12x1,5	BAR 5 ± 0,2			
----------------	----------------	--	--	--

FH-700 030

MAN-MERCEDES BASINÇ MÜŞÜRÜ 4 BAR

MERCEDES	000 545 91 14
----------	---------------

KLF



24x1 12x1,5	BAR 4 ± 0,2			
----------------	----------------	--	--	--

FH-700 031

MERCEDES 0 303 FREN MÜŞÜRÜ 1.00-1.40 BAR

MERCEDES	000 545 56 09
BOSCH	0344 400 011

KLF




27x1 12x1,5	BAR 1,00 - 1,40			
----------------	--------------------	--	--	--

FH-700 032

NEW HOLLAND-TUMOSAN 3 BAR HİDROLİK FREN MÜŞÜRÜ

KLF

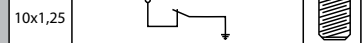


FH-700 033

ISUZU FREN MÜŞÜRÜ (4 PLATİNLİ) 24 V.

ISUZU	5 8144 0015 0	8 94156 821 0
	9 8275 0619 0	9 9412 0250 0

KLF

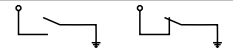


FH-700 034

RENAULT MEGANE II KANGOO FREN MÜŞÜRÜ

RENAULT	82 00 168 238
---------	---------------

KLF

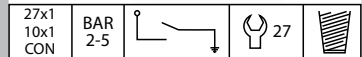


FH-978 223

YUVARLAK FİŞLİ MERCEDES-MAN-FIAT-302 FREN MÜŞÜRÜ

MAN	81 25520 0054	81 25520 6007
MERCEDES	000 545 59 09	
FIAT	41822307	

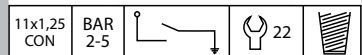
KLF





FH-996 582

AUDİ-NİSSAN-BMC LEVEND-MDS FREN MÜŞÜRÜ

KLF





KLF



REVERSE GEAR
SWITCHES

GERİ VİTES MÜŞÜRLERİ



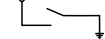
GV-110 711

CARGO İNTERCOOL GERİ VİTES MÜŞÜRÜ

FORD CARGO

8876416

KLF

16x1,5
27x1

GV-110 712

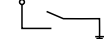
MERCEDES KAMYON GERİ VİTES MÜŞÜRÜ

MERCEDES

001 545 44 14

003 545 16 14

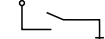
KLF

18x1,5
27x1

GV-110 713

FATİH GERİ VİTES MÜŞÜRÜ

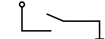
KLF

16x1,5
27x1

GV-110 714

CHRYSLER GERİ VİTES MÜŞÜRÜ

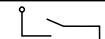
KLF

18x1,5
27x1

GV-110 720

MERCEDES 303 GERİ VİTES MÜŞÜRÜ

KLF

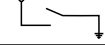
18x1,5
27x1

GV-133 487

BMC FATİH-PRO 820 BELDE GERİ VİTES MÜŞÜRÜ

BMC	4K97187	9P900601
-----	---------	----------

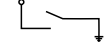
KLF

18x1,5
27x1

GV-139 445

MAN KAMYON GERİ VİTES MÜŞÜRÜ

KLF

18x1,5
27x1

GV-139 481

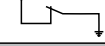
RENAULT 9 GERİ VİTES MÜŞÜRÜ

RENAULT	77 00 579 986
---------	---------------

KLF



16x1



GV-139 483

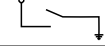
FORD MİNİBÜS GERİ VİTES MÜŞÜRÜ

FORD	617 8267
	88VB 15520 AA

KLF



16x1,5



GV-139 484

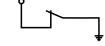
RENAULT 12 GERİ VİTES MÜŞÜRÜ

REANULT	77 00 575 997	77 00 638 949
	77 00 640 499	77 00 732 507
	77 01 348 191	60 01 001 318

KLF



16x1



GV-139 485 TOFAŞ 1600 GERİ VİTES MÜŞÜRÜ

FIAT	3912112	4132067
	4209747	4356374
SEAT	4132067	4356374
	FC-952500.00	FC-952500.01
	FU-952000.00	GA-952500.00



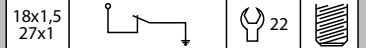
GV-139 486 131 ŞAHİN GERİ VİTES MÜŞÜRÜ

FIAT	3916636	3917770
	3921510	4111126
	4115020	4119126
LADA	2103-37106300	
	2104-37166300	
SEAT	FD-952500.00	
	FD-952500.01	
ZF	0501 210 058	
RENAULT	5001 845 860	



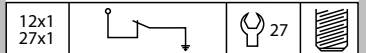
GV-140 001 MERCEDES BENZ-IVECO GERİ VİTES MÜŞÜRÜ

MERCEDES	000 545 61 06
IVECO	93192483
ZF ŞANZIMAN	0501 305 308
MAN	81 25507 0015



GV-140 002 MERCEDES BENZ GERİ VİTES MÜŞÜRÜ

MERCEDES	000 545 83 09
	0005458309



GV-140 003 MERCEDES BENZ YILDIZ ŞANZIMAN GERİ VİTES MÜŞÜRÜ

MERCEDES	001 545 12 09
	001 545 80 09
	001 545 54 09
	001 545 12 09

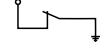


GV-140 004 MERCEDES-MAN-SCANIA-STEYR-BELDE GERİ VİTES MÜŞÜRÜ

MERCEDES	001 545 81 14	MAN	812 55050236	81255050239
	001 545 47 14		812 55050426	81255056110
	000 545 42 14		812 55050616	
	001 545 57 09		812 55050050	
	074 410 50 41		99012710041	
SCANIA	1.303.471	ZF ŞANZIMAN	0501 313 916	0501 311 819
	370.710		0501 311 818	0501 311 915
	343.795		0501 216 472	
			BMC	4K976187



18x1,5
27x1

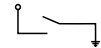


GV-140 005 MERCEDES-MAN-STEYR-İVECO GERİ VİTES MÜŞÜRÜ

MERCEDES	001 545 77 14
MAN	81255050461
STEYR	79100710068
İVECO	420 471 142
FORD	88DB15520 AA
VOLVO	3197871



9/16x18
UNF
27x1

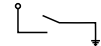


GV-140 006 ZF 6S85 GERİ VİTES MÜŞÜRÜ

ZF	0501 311 809
----	--------------



12X1,5
27x1

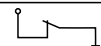


GV-140 007 BMC PRO,MERCEDES ZF 109 ŞANZIMAN GERİ VİTES MÜŞÜRÜ

MERCEDES	001 545 13 09	001 545 9409	001 545 2909
----------	---------------	--------------	--------------



20x1,5
27x1

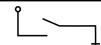


GV-140 008 MERCEDES -MAN-SCANIA-DAF-BMC FATİH-PRO GERİ VİTES MÜŞÜRÜ

MERCEDES	001 545 4414	SCANIA	1303472
	002 545 8114		3 757 34
	001 545 3414		501311807
	003 545 1614		9P900601
MAN	81255050538	BMC FATİH/PRO	4K97187
	81255050794		
	81255050864		
	99114710015		



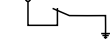
18x1,5
27x1



GV-140 009

MERCEDES BENZ GERİ VİTES MÜŞÜRÜ

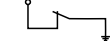
MERCEDES	001 545 11 09	000 545 79 09
	001 545 27 09	000 545 52 09
	001 545 53 09	000 545 90 09

12x1
27x1

GV-140 010

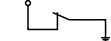
MERCEDES BENZ AĞIR SERİ MÜŞÜRÜ

MERCEDES	001 545 34 14
	002 545 81 14

18x1,5
27x1

GV-140 011

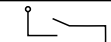
ASKAM-DESOTO-FARGO GERİ VİTES MÜŞÜRÜ

18x1,5
27x1

GV-140 012

MERCEDES KAMYON PTO MÜŞÜRÜ ESKİ MODEL

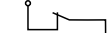
MERCEDES	000 545 50 11	345 545 70 06
	344 545 01 06	001 545 111

18x1,5
24x1

GV-140 013

CARGO VİTES EMNİYET MÜŞÜRÜ
2324-2424D-2530-3230S-3230C-4030-1830-1824

18x1,5



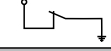
GV-140 014

CARGO VİTES EMNİYET MÜŞÜRÜ DEMİR GÖVDELİ
2324-2424D-2530-3230S-3230C-4030-1830-1824

KLF



18x1,5



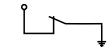
GV-140 015

FATİH PROF. ZF 109 ŞANZIMAN GERİ VİTES MÜŞÜRÜ

KLF



18x1,5

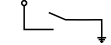


GV-140 016

CARGO İNTERCOOL GERİ VİTES MÜŞÜRÜ DEMİR GÖVDELİ

FORD CARGO 8876416

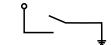
KLF

16x1,5
27x1

GV-140 017

FATİH GERİ VİTES MÜŞÜRÜ DEMİR GÖVDELİ

KLF

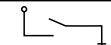
16x1,5
27x1

GV-140 018

MERCEDES KAMYON GERİ VİTES MÜŞÜRÜ DEMİR GÖVDELİ

MERCEDES 001 545 44 14 003 545 16 14

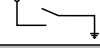
KLF

18x1,5
27x1

GV-140 019

CHRYSLER GERİ VİTES MÜŞÜRÜ DEMİR GÖVDELİ


KLF

18x1,5
27x1

GV-140 020

MERCEDES 303 GERİ VİTES MÜŞÜRÜ DEMİR GÖVDELİ

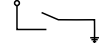
KLF

18x1,5
27x1

GV-140 021

MAN KAMYON GERİ VİTES MÜŞÜRÜ DEMİR GÖVDELİ

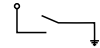
KLF

18x1,5
27x1

GV-140 022

HİNO GERİ VİTES MÜŞÜRÜ DEMİR GÖVDELİ

KLF


18x1,5
27x1

GV-140 023

BMC FATİH-PRO 820 BELDE GERİ VİTES MÜŞÜRÜ DEMİR GÖVDELİ

BMC	4K97187	9P900601
-----	---------	----------

KLF

18x1,5
27x1

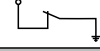
GV-140 024

FATİH PROF. ZF 109 ŞANZIMAN GERİ VİTES MÜŞÜRÜ
DEMİR GÖVDEL

KLF



18x1,5



GV-140 025

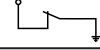
MERCEDES AXOR VİTES EMNİYET MÜŞÜRÜ

MERCEDES	001 545 18 09
	001 545 49 09
	001 545 84 09

KLF



18x1,5



GV-140 026

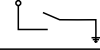
MERCEDES PTO MÜŞÜRÜ YENİ MODEL

MERCEDES	001 545 50 09
	001 545 19 09

KLF



18x1,5



GV-140 027

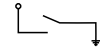
FORD TRANSİT 2002-2006 5 İLERİ ŞANZIMAN GERİ VİTES MÜŞÜRÜ

FORD	1096415	YC1T-15520-BB
------	---------	---------------

KLF



16x1



GV-140 028

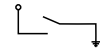
FORD TRANSİT 2002-2006 6 İLERİ ŞANZIMAN GERİ VİTES MÜŞÜRÜ

FORD	1461586	4526441
	4C1T-15520-AA	4C1T-15520-AB

KLF



14x1



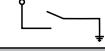
GV-140 029

FORD TRANSİT CONNECT GERİ VİTES MÜŞÜRÜ

FORD	1087523	XS4T-15520-AA
	1433084	1441361
	6M2T-15520-AA	XS4T-15520AB



16x1



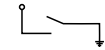
GV-140 030

CARGO GERİ VİTES MÜŞÜRÜ 2324-2524D-2230-4030-1830-1824

ZF	0501 210 058
----	--------------



18x1,5



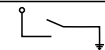
GV-140 031

CARGO GERİ VİTES MÜŞÜRÜ 2324-2524D-2230-4030-1830-1824
DEMİR GÖVDELİ

ZF	0501 210 058
----	--------------



18x1,5



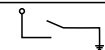
GV-140 032

MAREA-PALİO-SIENA-TİPO-UNO-TEMPRA
GERİ VİTES MÜŞÜRÜ

FIAT	46410523	7588520
	7615564	
ALFA ROMEO	60806108	60810259



14x1,5



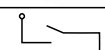
GV-140 033

FORD MİNİBÜS V184 GERİ VİTES MÜŞÜRÜ

FORD	1096415	YC1T-15520-BB
------	---------	---------------



16x1

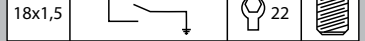


GV-140 034

FIAT BRAVA-DOBLO-MAREA-PALİO-UNO
YENİ MODEL GERİ VİTES MÜŞÜRÜ

FIAT	46410524	55189236
	55203408	7686344

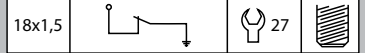
KLF



GV-140 035

CARGO 3230S-3230C GERİ VİTES MÜŞÜRÜ

KLF

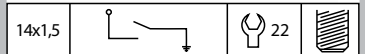


GV-140 036

PEUGEOT 106-206-306-405-406 BOXER-PARTNER-FIAT
DUCATO-SCUDO CITROEN JUMPER-BERLİNGO GERİ VİTES MÜŞÜRÜ

FIAT	9601811080	9609352480
CITROEN	96 018 110	
PEUGEOT	225740	
VW	01E 941 521	

KLF

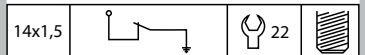


GV-140 037

DOĞAN-KARTAL-ŞAHİN-SLX YENİ MODEL GERİ VİTES MÜŞÜRÜ

FIAT	7579681	7674086	7696882
------	---------	---------	---------

KLF

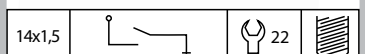


GV-140 038

RENAULT 19-21-LAGUNA-MEGANE-CLİO GERİ VİTES MÜŞÜRÜ

REANULT	77 00 422 630	77 00 778 780
	77 00 802 640	81 00 655 638
	82 00 655 648	

KLF



GV-140 039

HYUNDAI ACCENT H100 GERİ VİTES MÜŞÜRÜ

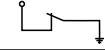
HYUNDAI

93860-36100

KLF



14x1,5



GV-140 040

HYUNDAI ACCENT H100 GERİ VİTES MÜŞÜRÜ

HYUNDAI

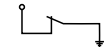
93860-39000

93860-39001

KLF



14x1,5



GV-140 041

MERCEDES ÇAMUR TAKVİYE MÜŞÜRÜ

MERCEDES

001 545 84 09

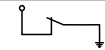
001 545 49 09

001 545 18 09

KLF



18x1,5



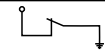
GV-140 042

PEUGEOT PREMIER GERİ VİTES MÜŞÜRÜ

KLF



16x1,5



GV-140 044

MITSUBISHI CANTER GERİ VİTES MÜŞÜRÜ

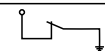
MITSUBISHI

MD-731590

KLF



14x1,5



GV-140 045


MAGURUS GERİ VİTES MÜŞÜRÜ

MAGURUS	3317851
---------	---------

KLF



14x2



GV-140 046

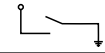
FORD 1,6 GERİ VİTES MÜŞÜRÜ

FORD	71BG15520EA	76BG15520AB
	76BG15520AA	1610486
	1610487	1652164
	6005474	6033136

KLF



14x1,5

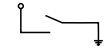


GV-140 047

VOLKSWAGEN VOLT-MERCEDES SPRİNTER GERİ VİTES MÜŞÜRÜ

VW	2DO 945 413
MERCEDES	004 545 27 14

KLF

30x1,5
27x1

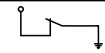
GV-140 048

MERCEDES AXOR AĞIR SERİ MÜŞÜRÜ

KLF



18x1,5



GV-140 051

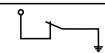
MITSUBISHI CANTER GERİ VİTES MÜŞÜRÜ KABLolu

MITSUBISHI	ME-580573
------------	-----------

KLF



14x1,5



GV-140 052

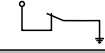
HYUNDAI H100 GERİ VİTES MÜŞÜRÜ

HYUNDAI	93860-14500	93860-31100
	93860-4A000	

KLF



12x1,25



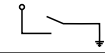
GV-140 053

İVECO-OTOYOL GERİ VİTES MÜŞÜRÜ

KLF



14x1,5



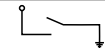
GV-140 054

BMC LEVEND YENİ MODEL GERİ VİTES MÜŞÜRÜ

KLF



14x1,5

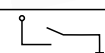


GV-140 055

LAND ROVER-OTOKAR GERİ VİTES MÜŞÜRÜ

OTOKAR	71A00-36315-AA
--------	----------------

KLF

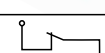
3/8x16
UNC

GV-140 056

MERCEDES 403 YILDIZ ŞANZIMAN GERİ VİTES MÜŞÜRÜ

MERCEDES	001 545 29 09	001 545 13 09
----------	---------------	---------------

KLF

20x1,5
27x1

GV-140 057 TG MAN GERİ VİTES MÜŞÜRÜ YENİ MODEL

ZF	0501 210 302
----	--------------

KLF



18x1,5			
--------	--	--	--

GV-140 058 FORD FOCUS C MAX GERİ VİTES MÜŞÜRÜ

FORD	1087523	XS4T-15520-AA
	1433084	1441361
	6M2T-15520-AA	XS4T-15520AB

KLF



16x1			
------	--	--	--

GV-140 059 FORD FIESTA FUSION GERİ VİTES MÜŞÜRÜ

FORD	1444282	3S7T-15520-AB
	1406051	6M2T-15520-BA
	1227274	

KLF



16x1,5			
--------	--	--	--

GV-140 060 VOLVO TIR GERİ VİTES MÜŞÜRÜ

KLF



19x1,5			
--------	--	--	--

GV-140 061 MAN-MERCEDES KAMYON GERİ VİTES MÜŞÜRÜ

MERCEDES	001 545 76 14	001 545 30 14	000 545 18 06
	000 545 59 06	000 545 28 06	
ZF	0501 203 944		

KLF



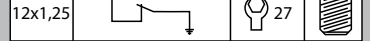
27x1			
------	--	--	--

GV-140 063

MITSUBISHI L300 GERİ VİTES MÜŞÜRÜ

MITSUBISHI MD-700198 MD-703797 MD-730709

KLF

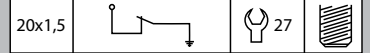


GV-140 064

MERCEDES AXOR, ATEGO, ACTROSS 1840 ÇEKİCİ YANLIŞ VİTES MÜŞÜRÜ (001 545 4509)

MERCEDES 001 545 45 09

KLF

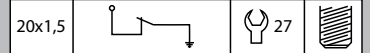


GV-140 065

MERCEDES AXOR, ATEGO, ACTROSS 1840 ÇEKİCİ BOŞ VİTES MÜŞÜRÜ (001 545 7309)

MERCEDES 001 545 16 09
001 454 46 09
001 545 73 09

KLF

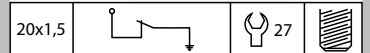


GV-140 066

MERCEDES AXOR, ATEGO, ACTROSS 184 ÇEKİCİ GERİ VİTES MÜŞÜRÜ (001 545 7409)

MERCEDES 001 545 17 09 001 545 47 09 001 545 74 09
MAN 81255050930

KLF

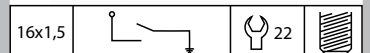


GV-140 067

FORD FIESTA-ESCORT GERİ VİTES MÜŞÜRÜ

FORD 1654978 6199395 6594469
6594470 6871978
86FG 15520 AA 89FG 15520 AB
90FG 15520 AA 92FG 15520 A2A

KLF



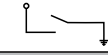
GV-140 068

KİA BESTA NB1 2200/ÇEREZ 2.2 GERİ VİTES MÜŞÜRÜ

KLF



14x2



GV-140 069

CITROEN-PEUGEOT GERİ VİTES MÜŞÜRÜ

CITROEN	2257 59	96 629 066 80
FIAT	71728934	9633875580
	9659869680	9662906680
PEUGEOT	2257 43	2257 52
	2257 59	

KLF



14x1,5



GV-140 070

RENAULT-DACIA GERİ VİTES MÜŞÜRÜ

RENAULT	82 00 771 472	82 00 209 496
DACIA	82 00 209 496	

KLF



14x1,5



GV-140 071

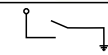
CITROEN-PEUGEOT FLORİNO GERİ VİTES MÜŞÜRÜ

CITROEN	2257 42	2257 53
PEUGEOT	96 629 067 80	
FIAT	96 338 756 80	96 598 703 80
	96 629 067 80	

KLF



14x1,5



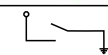
GV-140 072

VOLVO-İVECO-BMC GERİ VİTES MÜŞÜRÜ YENİ MODEL

KLF



18x1,5



GV-140 073

MERCEDES-İVECO-SCANIA GERİ VİTES MÜŞÜRÜ

MERCEDES	001 545 18 09	001 545 49 09
	001 545 84 09	
SCANIA	1348509	1394465
	1423968	1472738
ZF	0501 216 474	



18x1,5



GV-140 074

RENAULT TRUCK GERİ VİTES MÜŞÜRÜ

RENAULT	5001 845 859
	5001 868 473
ZF	0501 216 474



18x1,5



GV-140 075

RENAULT TRUCK GERİ VİTES MÜŞÜRÜ

RENAULT	5001 845 860
ZF	0501 210 058
DAF	1449 102
SCANIA	1348 850
	1348 509
	1394 446
	1472 738



18x1,5



GV-140 076

SCANIA-VOLVO-IVECO-MAN TIR GERİ VİTES MÜŞÜRÜ

SCANIA	1420005	1472739
VOLVO	21095380	20853399
MAN	81255250033	81255250257



18x1,5



GV-140 077

BMC TM-30/ L 1.8 GERİ VİTES MÜŞÜRÜ

BMC	ADU3354	9P909593
-----	---------	----------



3/8x16
UNC



GV-140 078

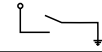
TUMOSAN ALÇELİK DİFRANSİYEL EMNİYET MÜŞÜRÜ

ALÇELİK-TUMOSAN 000A-7250624

KLF



14x1,5



GV-140 079

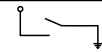
NEW HOLLAND 110.90 DEBRİYAJ EMNİYET MÜŞÜRÜ

NEW HOLLAND 11090-5101414

KLF



14x1,5

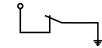


GV-140 080

MF YENİ MODEL VİTES EMNİYET MÜŞÜRÜ

MASSEY FERGUSON	3598530M1	3697346M1
	3697346M91	3761983M91
	1693818M1	
JCB İŞ MAKİNASI	71301900	13H2024

KLF

3/4x16
UNF

GV-140 081

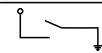
MAN TIR GERİ VİTES MÜŞÜRÜ

MAN 81 25525 0032 64225250001

KLF



18x1,5



GV-140 082

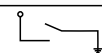
VOLKSWAGEN GERİ VİTES MÜŞÜRÜ

VW/SEAT	020 945 415 A
SKODA	002 945 415 B

KLF



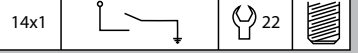
12x1,5



GV-140 083 VOLKSWAGEN E.M. GERİ VİTES MÜŞÜRÜ

VW	002 945 415
----	-------------

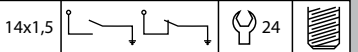
KLF



GV-140 084 RENAULT MEGANE II GERİ VİTES MÜŞÜRÜ

RENAULT	NISSAN	OPEL	DACIA
82 00 008 194	32005-00QAD	4430825	82 00 177 718
82 00 177 718	32005-00QAE		
	32005-00QAEKT		
	32005-AX000		

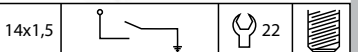
KLF



GV-140 085 RENAULT 9-11 GERİ VİTES MÜŞÜRÜ

RENAULT	CITROEN	PEUGEOT
77 00 591 730	91 513 244	2257 17
77 00 732 506	91 514 733	
77 01 348 716		
77 02 112 857		

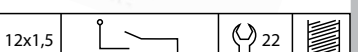
KLF



GV-140086 VOLKSWAGEN GERİ VİTES MÜŞÜRÜ

VW	02T 945 415 D	02T 945 415 L
	02T 945 415 E	02T 945 415 P
	02T 945 415 K	02T 945 415 Q
	02T 945 415	


KLF



GV-140 087 OPEL GERİ VİTES MÜŞÜRÜ

OPEL	1239266	1239196	1239271
------	---------	---------	---------

KLF



GV-140 088

OPEL GERİ VİTES MÜŞÜRÜ

VW	1239252
----	---------

KLF



18x1,5			
--------	--	--	--

GV-1400 89

MERCEDES-MAN GERİ VİTES MÜŞÜRÜ

MERCEDES	001 545 12 14
MAN	81 25503 6052

KLF



24x1 18x1,5			
----------------	--	--	--

GV-140 090

VOLKSWAGEN GERİ VİTES MÜŞÜRÜ

VW	02K 945 415 C
	02K 945 415 E
	02K 945 415 G

KLF



12x1,5			
--------	--	--	--

GV-140 092

VOLKSWAGEN-SKODA Y.M. GERİ VİTES MÜŞÜRÜ

VW-SKODA	002 945 415 D
----------	---------------

KLF



14x1			
------	--	--	--

GV-140 093

BMC KLM-76685 A-15 GERİ VİTES MÜŞÜRÜ

KLF



18x1,5			
--------	--	--	--

GV-140 094

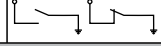
BMC ÜÇ FİŞLİ GERİ VİTES MÜŞÜRÜ

BMC	9P914916
-----	----------

KLF



16x1,5



GV-140 095

24x1 YUVARLAK FİŞLİ BAĞLANTI KABLOSU

MERCEDES	380 540 21 81
----------	---------------

KLF



GV-140 096

27x1 YUVARLAK FİŞLİ BAĞLANTI KABLOSU

MERCEDES	380 540 22 82
----------	---------------

KLF



GV-140 097

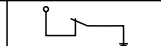
ISUZU NPR-NKR GERİ VİTES MÜŞÜRÜ

ISUZU	5 82440 005 0
	8 94464 566 0
	8 94149 427 0

KLF



14x1,5



GV-140 098

OTOKAR SULTAN GERİ VİTES MÜŞÜRÜ

OTOKAR	13C00 23097 AC
DELPHI	43225212W30
EATON	GX2771532

KLF



16x1,5



GV-140 099

DOBLO GENİŞ AİLE GERİ VİTES MÜŞÜRÜ

FIAT	46434553
OPEL	1239148

KLF



GV-140 100

TGA-MAN GERİ VİTES MÜŞÜRÜ

MAN	812 552 01 56
ZF	0501 212 606

KLF

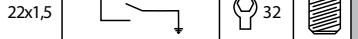


GV-140 101

HYUNDAI ACCENT ERA GERİ VİTES MÜŞÜRÜ

HYUNDAI	43869-2300
---------	------------

KLF



GV-140 102

DÖNER KAFA SOKET

KLF



GV-140 103

FARIH PROF. ZF 109 ŞANZUMAN GERİ VİTES MÜŞÜRÜ

BMC	9P90941
-----	---------

KLF



GV-140 104

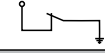
CARGO 2009...2015-ARASI Y.M. GERİ VİTES MÜŞÜRÜ

ZF 0501 216 474

KLF



18x1,5



GV-228 571

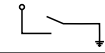
CITROEN-PEUGEOT GERİ VİTES MÜŞÜRÜ

PEUGEOT	2257 41	2257 33
CITROEN	96018108	

KLF



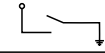
14x1,5



GV-301 401

HİNO GERİ VİTES MÜŞÜRÜ

KLF

18x1,5
27x1

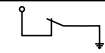
GV-640 188

CARGO KEP KİLİT İKAZ MÜŞÜRÜ
2324-2424D-2530-3230S-3230C-4030-1830-1824 YENİ MODEL

KLF



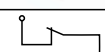
18x1,5



GV-640 189

CARGO KEP KİLİT İKAZ MÜŞÜRÜ ESKİ MODEL

KLF

18x1,5
27x1

SW-900 100

FORD OTOMATİK KAPI SWİTÇİ

FORD

2C1T-14A658-AE

KLF



GV-140 105

FORD FIESTA FOCUS GERİ VİTES MÜŞÜRÜ

FORD

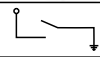
6S6T-15520-AA

9M5T-15520-AA

KLF




16x1,5




22





KLFA

- ▶ STOP MÜŞÜRLERİ
- ▶ İŞ MAKİNASI MÜSÜRLERİ
- ▶ MARŞ SEGMAN ve YÜSÜĞÜ
- ▶ MARŞ AYAR PULLARI FİBER ve ÇELİK
- ▶ MARŞ SEGMAN TAMİR TAKIMLARI
- ▶ TAZYİK SİBOPLARI
- ▶ SİLGİ DİŞLİLERİ



SM-643 234 MF ÇİFT ÇIKIŞ STOP OTOMATİK 24 V.

LUCAS	7185 900 P
-------	------------

KLF

**SM-643 235 MF ÇİFT ÇIKIŞ STOP OTOMATİK 12 V.**

LUCAS	7185 900 T
-------	------------

KLF

**SM-643 236 CAV TİPİ DİZEL STOP OTOMATİK 24 V.**

LUCAS-CAV	7180 049 D	7185 900 P
-----------	------------	------------

KLF

**SM-643 237 CAV TİPİ DİZEL STOP OTOMATİK 12 V.**

LUCAS-CAV	7167 620 D	7185 900 T
-----------	------------	------------

KLF

**SM-643 238 LUCAS TİPİ DİZEL OTOMATİK 12 V.**

LUCAS	7185 900 W	7167 620 A
	7467 620 B	9009 049 A
	9108 073 A	9145 040 D

KLF



SM-643 239

BOSCH TİPİ DİZEL STOP OTOMATİK 24 V.

BOSCH	0330 001 047	0330 001 016
-------	--------------	--------------

KLF

SM-643 240

LUCAS TİPİ DİZEL OTOMATİK 24 V.

LUCAS	7 180 049	7180 049 A
	7185900 K	

KLF

SM-643 241

BOSCH TİPİ DİZEL STOP OTOMATİK 12 V.

BOSCH	0330 001 015	0330 001 040
	0330 001 018	0330 001 042

KLF

SM-643 242

BOSCH TİPİ DİZEL STOP OTOMATİK 12 V. JAPON TİPİ

ND	960 100 690
ZEXEL	9461610530

KLF

SM-643 243

BOSCH TİPİ DİZEL STOP OTOMATİK 24 V. JAPON TİPİ

KLF

SM-643 244

M.F. YENİ MODEL NEW HOLLAND JCB İŞ MAKİNASI 12 VOLT

LUSAS-DELPHİ	7185 900 G
	9185 900 G

KLF

SM-643 245

M.F. YENİ MODEL NEW HOLLAND JCB İŞ MAKİNASI 24 VOLT

LUSAS-DELPHİ	7185 900 H
	9185 900 H

KLF

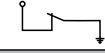
GV-140 043

KOMATSU İŞ MAKİNASI GERİ VİTES MÜŞÜRÜ

KLF



14x1,5



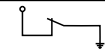
GV-140 049

KOMATSU VİTES EMNİYET MÜŞÜRÜ

KLF



14x1,5



YM-110 218

CATERPILLAR YAĞ MÜŞÜRÜ

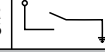
CATERPILLAR 86345110 986345110

KLF



10x1 CON

BAR 3 - 6



YM-120 100

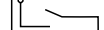
KOMATSU İŞ MAKİNASI YAĞ MÜŞÜRÜ

KLF



10x1

BAR 4,5 ± 0,5



YM-120 101

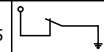
İŞ MAKİNASI YAĞ BASINÇ ŞALTERİ

KLF



W1/4 G19

BAR 5,50 ± 0,5



FH-420 320




DIŞARI DIŞ İŞ MAKİNASI BASINÇ MÜŞÜRÜ DÜZ

WABCO

441 014 0020

KLF






10x1 BAR 1,2 ± 0,2   

FH-420 321

DIŞARI DIŞ İŞ MAKİNASI BASINÇ MÜŞÜRÜ TERS

KLF






10x1 BAR 1,2 ± 0,2   

FH-420 322

KOMPRASÖR İŞ MAKİNASI BASINÇ MÜŞÜRÜ

KLF



W1/4 G19 BAR 5 ± 0,5   

FH-420 323

KOMATSU İŞ MAKİNASI FREN MÜŞÜRÜ

KLF






W1/4 G19 BAR 0,40   

FH-420 324

CATERPILLER İŞ MAKİNASI FREN MÜŞÜRÜ

KLF



W1/4 G19 BAR 5 ± 0,5   

FH-640 190

İŞ MAKİNASI BASINÇ MÜŞÜRÜ

KLF



10x1

BAR
25 ± 2,5



SG-139 482	KLF		SG-222 110	KLF	
BOSCH TİPİ BÜYÜK MARŞ SEGMANI ÇELİK			MITSUBISHI MARŞ SEGMANI ÇELİK		
SG-243 556	KLF		SG-281 250	KLF	
FATİH LUCAS TİPİ MARŞ SEGMANI ÇELİK			BOSCH TİPİ KÜÇÜK MARŞ SEGMANI ÇELİK		
SG-448 899	KLF		SG-489 016	KLF	
VALEO MARŞ SEGMANI ŞANZIMANLI ÇELİK			MAKO TİPİ MARŞ SEGMANI ÇELİK		
SG-544 713	KLF		SG-629 014	KLF	
MARELLİ MARŞ SEGMANI ÇELİK			MURAT-RENAULT MARŞ SEGMANI ÇELİK		
SG-650 101	KLF		SG-650 102	KLF	
PEUGEOT BOXER-CİTROEN JUMPER-FİAT DUCATO MARŞ SEGMANI ÇELİK			MAKO TİPİ RENO 9 MARŞ SEGMANI ÇELİK		
SG-650 103	KLF		SG-650 104	KLF	
OPEL ASTRA-CORSA MARŞ SEGMANI ÇELİK			FORD V184 MOTOCRAFT MARŞ SEGMANI		
SG-650 105	KLF		SG-650 106	KLF	
JCB-FORD 1,6 ŞANZIMAN, DÜZ BMW-MERCEDES, SKODA EM YM ERKUT TRAKTÖR SEGMANI			VALEO D7E RENAULT CLİO-11 MEGANE YENİ MODEL MARŞ SEGMANI		
SG-650 107	KLF		SG-653 864	KLF	
BOSCH YM REDİKSİYONU MARŞ SEGMANI ÇELİK (CARGO/MF ATEGO/AXSOR ACTROSS)			MAKO TİPİ PEUGEOT J9 MARŞ SEGMANI ÇELİK		

SG-761 206

KLF

JAPON ŞAZIMANLI MARŞ
SEGMANI ÇELİK

SG-763 532

KLF

LUCAS MARŞ SEGMANI
ÇELİK

SG-763 534

KLF

T5 W CADDY YM MARŞ
SEGMANI ÇELİK

SG-765 988

KLF

YM BOSCH TİPİ MARŞ
SEGMANI TDI CARAVEL
TRANSPORTER
POLO WVW

SG-772 225

KLF

VALEO TİPİ RENO MARŞ
SEGMANI ÇELİK

SG-982 534

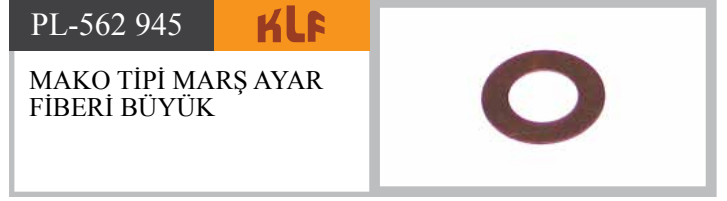


KLF

FRANSIZ PEUGEOT MARŞ
SEGMANI ÇELİK

SG-984 652













KLF

MAZDA MARŞ SEGMANI
ÇELİK



ST-101 996	KLF		ST-111 967	KLF	
PEUGEOT J9 MARŞ SEGMAN TAMİR TAKIMI ÇELİK (6 PARÇA)			BOSCH TİPİ MERCEDES KAMYON SEGMAN TAMİR TAKIMI (11 PARÇA)		
ST-141 963	KLF		ST-147 584	KLF	
MURAT-RENAULT SEGMAN TAMİR TAKIMI (6 PARÇA)			MAKO TİPİ MARŞ SEGMAN TAMİR TAKIMI ÇELİK (6 PARÇA)		
ST-563 746	KLF		ST-978 222	KLF	
LUCAS TİPİ SEGMAN TAMİR TAKIMI ÇELİK (4 PARÇA)			LUCAS TİPİ FATİH MARŞ SEGMAN TAMİR TAKIMI (4 PARÇA)		

ST-101 997	KLF		ST-111 968	KLF	
PEUGEOT J9 MARŞ SEGMAN TAMİR TAKIMI ÖZEL ÇELİK (6 PARÇA)			BOSCH TİPİ MERCEDES KAMYON SEGMAN TAMİR TAKIMI ÖZEL ÇELİK (11 PARÇA)		
ST-147 583	KLF		ST-147 585	KLF	
MURAT-RENAULT SEGMAN TAMİR TAKIMI ÖZEL ÇELİK (6 PARÇA)			MAKO TİPİ MARŞ SEGMAN TAMİR TAKIMI ÖZEL ÇELİK (5 PARÇA)		
ST-563 747	KLF		ST-978 221	KLF	
LUCAS TİPİ SEGMAN TAMİR TAKIMI ÖZEL ÇELİK (4 PARÇA)			LUCAS TİPİ FATİH MARŞ SEGMAN TAMİR TAKIMI ÖZEL ÇELİK (4 PARÇA)		

SG-139 480	KLF		SG-222 111	KLF	
BOSCH TİPİ BÜYÜK MARŞ SEGMANI ÖZEL ÇELİK			MITSUBISHI MARŞ SEGMANI ÖZEL ÇELİK		
SG-243 555	KLF		SG-281 251	KLF	
FATİH LUCAS TİPİ MARŞ SEGMANI ÖZEL ÇELİK			BOSCH TİPİ KÜÇÜK MARŞ SEGMANI ÖZEL ÇELİK		
SG-448 898	KLF		SG-489 017	KLF	
VALEO MARŞ SEGMANI ŞANZIMANLI ÖZEL ÇELİK			MAKO TİPİ MARŞ SEGMANI ÖZEL ÇELİK		
SG-544 714	KLF		SG-629 015	KLF	
MARELLİ MARŞ SEGMANI ÖZEL ÇELİK			MURAT-RENAULT MARŞ SEGMANI ÖZEL ÇELİK		
SG-653 865	KLF		SG-761 207	KLF	
MAKO TİPİ PEUGEOT J9 MARŞ SEGMANI ÖZEL ÇELİK			JAPON ŞANZIMANLI MARŞ SEGMANI ÖZEL ÇELİK		
SG-763 533	KLF		SG-763 535	KLF	
LUCAS MARŞ SEGMANI ÖZEL ÇELİK			T5 W CADDY YM MARŞ SEGMANI ÖZEL ÇELİK		
SG-765 989	KLF		SG-772 226	KLF	
YM BOSCH TİPİ MARŞ SEGMANI TDI CARAVEL TRANSPORTER POLO WVG			VALEO TİPİ RENO MARŞ SEGMANI ÖZEL ÇELİK		
SG-982 535	KLF		SG-984 653	KLF	
FRANSIZ PEUGEOT MARŞ SEGMANI ÖZEL ÇELİK			MAZDA MARŞ SEGMANI ÖZEL ÇELİK		


TS-642 897 CARGO FİLTRE ÜZERİ
TAZYİK SİBOBU

MERCEDES	000 074 0515
MAN	51 15505 0004 90 81692 9683
BOSCH	1 427 413 000

14x1,5 16x1,5	19	
------------------	----	---



TS-646 512 FATİH TAZYİK SİBOBU

14x1,5	19	
--------	----	---

TS-646 513 PROFESYONEL
TAZYİK SİBOBU

14x1,5	19	
--------	----	---

TS-646 514 MERCEDES-MAN
BOSCH TAZYİK SİBOBU

MERCEDES	000 074 0515
MAN	51 15505 0004 90 81692 9683
BOSCH	1 427 413 000


14x1,5	19	
--------	----	---

TS-646 515 MERCEDES-SCANIA
TAZYİK SİBOBU

MERCEDES	000 074 0884 000 074 7684 000 074 0684 000 074 6584
----------	--

14x1,5	19	
--------	----	---

TS-646 516 MAGURUS TAZYİK
SİBOBU

14x1,5	19	
--------	----	---



TS-646 517 VOLVO TAZYİK SİBOBU

14x1,5	19	
--------	----	---

TS-873 227 CARGO 3227 GERİ
DÖNÜŞ SİBOBU

14x1,5	19	
--------	----	---

TS-875 164 CARGO POMPA ÜZERİ
TAZYİK SİBOBU

10x1,5 16x1,5	19	
------------------	----	---

TS-875 165 CARGO POMPA ÜZERİ
TAZYİK SİBOBU

YENİ MODEL

G1/4x20	19	
---------	----	---

TS-875 166 CARGO FİLTRE ÜZERİ
TAZYİK SİBOBU AYARLI

14x1,5 16x1,5	19	
------------------	----	---



SD-111 978

KLFRENAULT T-9 RENAULT-12
TOFAŞ PEUGEOT J9 FREZE
SİLGİ TM.TIC

SD-194 556

KLFFATİH PRO NISSAN
LEVEND MDS
SİLGİ DİŞLİSİ

SD-194 557

KLFAĞIR HİZMET SİLGİ
DİŞLİSİ YARI METAL

SD-194 558

KLFAĞIR HİZMET SİLGİ
DİŞLİSİ TAM METAL

SD-194 559

KLF

KABİN SİLGİ DİŞLİSİ



SD-364 321

KLF

FORD MİNİBÜS SİLGİ
DİŞLİSİ YENİ MODEL



SD-422 482

KLF

FATİH SİLGİ DİŞLİSİ
ESKİ MODEL



SD-481 914

KLF

AĞIR HİZMET SİLGİ
DİŞLİSİ MİLLİ
YENİ MODEL



SD-481 917

KLF

50 NC SİLGİ DİŞLİSİ TAKIM
ESKİ MODEL



SD-481 918

KLF

FATİH PROFESYONEL
SİLGİ DİŞLİSİ



SD-481 964

KLF50 NC SİLGİ DİŞLİSİ TEK
BÜYÜK ESKİ MODEL

SD-544 151

KLFM.28 IVECO ISUZU
SİLGİ DİŞLİSİ

SD-953 301

KLFM 124 131 KARTAL-ŞAHİN
DOĞAN-ANADOL EM
SİLGİ DİŞLİSİ

SD-889 629

KLFRENAULT 12 SİLGİ FREZE
SAĞ TAKIM ESKİ MODEL

SD-889 630

KLFRENAULT 12 SİLGİ FREZE
SOL TAKIM ESKİ MODEL

SD-898 272

KLFRENAULT 12 SİLGİ FREZE
SAĞ TAKIM YENİ MODEL

SD-898 273

KLFRENAULT 12 SİLGİ FREZE
SOL TAKIM YENİ MODEL

SD-920 465

KLFAĞIR HİZMET SİLGİ
DİŞLİSİ MİLLİ
ESKİMODEL

SD-617 508



KLFFORD MİNİBÜS SİLGİ
DİŞLİSİ (2006-2007-2008)

SD-617 509

KLFFORD MİNİBÜS YM SWF
ALMAN MOTOR SİLGİ
DİŞLİSİ

SD-617 510

KLFJUMBO TRANSİT ALMAN
MOTOR SİLGİ DİŞLİSİ
8 DERECE




KLF



CARGO

SPARE PART

CARGO YEDEK PARÇALARI



CR-071 979

KLF

CARGO DİREKSİYON
POMPA KAPLİNİ
(KALEMTRAŞ)



CR-111 700

KLF

CARGO KALORİFER
MUHAFAZA KAPAĞI



CR-115 104

KLF

CARGO TURBO DÖRTLÜ
VALF TAMİR TAKIMI
YENİ MODEL



CR-196 705

KLF

FORD İLAVE DİNGİL
HİDROLİK DEPOSU



CR-206 120

KLF

FORD D750 D1210
YAĞ MÜŞÜRÜ İNCE DİŞ



CR-206 121

KLF

FORD D750 D1210
YAĞ MÜŞÜRÜ KALIN DİŞ



CR-206 122

KLF

FORD D750 D1210
YAĞ MÜŞÜRÜ KALIN DIŞ
ORJİNAL TİP



CR-206 123

KLF

FORD D750 D1210
YAĞ MÜŞÜRÜ İNCEDİŞ
ORJİNAL TİP



CR-214 475

KLF

CARGO ÇİFTLİ FİLTRE
ALT TAS CAMI
POLİCARBONAT



CR-214 476

KLF

CARGO ÇİFTLİ FİLTRE
ALT TAS CAMI CAM



CR-215 589

KLF

CARGO ÇUBUK
TAHLİYE TAMİR TAKIMI



CR-240 779

KLF

CARGO GÖĞÜS
PANEL KLİPSİ



CR-243 500

KLF

FORD ESCORT
KALORİFER PERVANESİ

CR-243 557

KLF

CARGO KALORİFER
PERVANESİ ESKİ MODEL
(İNCE MİL)

CR-250 001

KLF

FORD MİNİBÜS
V184 EM 120PS
ZAMANLAMA
GERGİ PALET PLASTİĞİ

CR-250 002

KLF

FORD MİNİBÜS
V184 EM 90PS
ZAMANLAMA
GERGİ PALET PLASTİĞİ

CR-275 167

KLF

MAZOT OTOMATİK
SÜZGEÇİ KOMPLE

CR-289 214

KLF

FATİH İLAVE DİNGİL
HİDROLİK DEPOSU

CR-300 137

KLF

ŞASE ÜSTÜ SÜZGEÇ
KOMPLE

CR-333 444

KLF

CARGO FATİH MAGURUS
SİNYAL KOL
TAMİR TAKIMI

CR-365 564

KLF

CARGO TAKVİYE
KABLOSU

CR-448 896

KLF

CARGO MAZOT
DİNLENDİRME FİLTRE
CAMI KÜÇÜK
POLİCARBONAT

CR-448 897

KLF

CARGO MAZOT
DİNLENDİRME FİLTRE
CAMI KÜÇÜK CAM

CR-468 760

KLF

CARGO MAZOT
FİLTRE ALT TAS CAMI
DOVERTECH
POLİCARBONAT

CR-468 761

KLF

CARGO MAZOT FİLTRE
ALT TAS CAMI
DOVERTECH CAM



CR-468 762

KLF

TEK SÜZGEÇ



CR-489 006

KLF

CARGO KALORİFER
PERVANESİ YENİ MODEL
(KALIN MİL)



CR-510 100

KLF

620 PRO MAZOT
OTOMATİK TAMİR TAKIMI



CR-510 101

KLF

822 PRO MAZOT
OTOMATİK TAMİR TAKIMI



CR-546 785

KLF

CARGO MAZOT
DİNLENDİRME FİLTRE
CAMI BÜYÜK



CR-565 367

KLF

CARGO TESİSAT SPOTU



CR-611 113

KLF

MAZOT OTOMATİK
SÜZGEÇ TAMİR
TAKIMI CAMLI

CR-611 114

KLF

MAZOT OTOMATİK
SÜZGEÇ TAMİR
TAKIMI

CR-761 888

KLF

CARGO CAM SU
FİSKİYE DEPO KAPAĞI

CR-865 846

KLF

CARGO DÖŞEME
KLİPSİ SİYAH VE GRİ